

The report on the implementation of the Regulation (EU) no. 2015/2120 of the European Parliament and of the Council of 25 November 2015 laying down measures concerning open internet access for the period from 1 May 2024 to 30 April 2025

NATIONAL REPORT ON OPEN INTERNET





No.: 3821-3/2025

Date: 30 June 2025

Agency for Communication Networks and Services of the Republic of Slovenia

Stegne 7

1001 Ljubljana

Slovenia

+386 1 583 63 00

info.box@akos-rs.si

www.akos-rs.si

Table of Contents

1.	INTRODUCTION.....	1
2.	REGULATORY FRAMEWORK.....	2
3.	STATE OF THE MARKET	3
3.1	CHANGES ON THE MARKET	3
3.2	CONNECTIVITY TO CONTENT PROVIDERS AND TO THE GLOBAL INTERNET	3
3.3	STATE OF NETWORK INFRASTRUCTURE	4
3.3.1	BROADBAND INTERNET ACCESS OVER FIXED NETWORKS	4
3.3.2	BROADBAND ACCESS OVER MOBILE NETWORKS	7
4.	SAFEGUARDING ACCESS TO THE OPEN INTERNET	16
4.1	TRAFFIC MANAGEMENT AND TRAFFIC MANAGEMETN IN RELATION TO RUSSIA'S OPERATIONS IN THE UKRAINE	16
4.2	SPECIALISED SERVICES	17
5.	MEASURES RELATED TO TRANSPARENCY FOR ENSURING ACCESS TO THE OPEN INTERNET	17
6.	SUPERVISION AND EXECUTIVE MEASURES.....	18
6.1	THE AKOS TEST NET MEASUREMENT TOOL.....	18

Index of Figures

Figure 1: Market shares of fixed broadband internet access connections by operator.....	4
Figure 2: Trend of movements of fixed broadband technologies based on the number of broadband internet access connections	5
Figure 3: The trend of movements of FWBA connections	6
Figure 4: Market shares in mobile telephony by operator	7
Figure 5: Percentage of mobile broadband internet access users by technology:	9
Figure 6: Trend of changes in mobile broadband access traffic	10
Figure 7: Population coverage of RS with 5G network for A1 Slovenija	12
Figure 8: Population coverage of RS with 5G network for Telekom Slovenije.....	13
Figure 9: Population coverage of RS with 5G network for Telemach	14
Figure 10: Population coverage of RS with 5G network for T-2.....	15
Figure 11: Measurements made on mobile phones and (desktop) computers.....	19
Figure 12: Measurements conducted by mobile phone operating system.....	20
Figure 13: Measurements conducted by browser	20
Figure 14: Measurement conducted in fixed networks by operator	20
Figure 15: Measurement conducted in mobile networks by operator	20

Index of Tables

Table 1: Mobile technologies and share of data service users	8
Table 2: Number of base station sites (excluding indoor locations).....	10
Table 3: Coverage of territory of RS with own network.....	11
Table 4: Population coverage with own network	11

1. INTRODUCTION

Regulation (EU) 2015/2120¹ (hereinafter: Regulation) establishes uniform rules for protecting equal and non-discriminatory treatment of traffic in providing internet access services and related end-user rights. Open internet is also an increasingly important pillar of a democratic, open and pluralistic society.

In accordance with Article 5 of the Regulation, regulatory bodies must publish an annual report on the national state of ensuring access to the open internet, and submit it to the European Commission and the Body of European Regulators for Electronic Communications (hereinafter: BEREC). The Agency for Communication Networks and Services of the Republic of Slovenia (hereinafter: Agency) has prepared this report to present the activities focused especially on protecting users using open internet access services, in accordance with the objectives of the Regulation, such as the protection of end users and ensuring the operation of the internet ecosystem².

The report includes an overview of regulatory changes and new developments in ensuring access to the open internet, as well as an overview of the Agency's related activities and business practices of internet service providers in Slovenia, based on the data collected between 1 May 2024 and 30 April 2025 (hereinafter: the relevant period). To comprehensively showcase the state of the internet, the Report initially presents the state of the retail market for internet services and the state of network infrastructure, both for the mobile and the fixed networks, and later focuses mainly on the protection of access to the open internet (Article 3 of the Regulation), measures related to transparency (Article 4 of the Regulation), and supervisory and implementing measures (Article 5 of the Regulation).

The Agency obtained the data in the report from its own records, freely available information published by service providers (including reviews of providers' websites and general terms and conditions), information on services regarding service provision from the providers themselves, analysis of end users' complaints and requests for supervision procedures, and by performing network capacity and quality measurements. The Agency also sent a questionnaire to 12 operators, including the four biggest (namely: A1 Slovenija, Telekom Slovenije, T-2, and Telemach), to obtain additional data.

¹ Regulation (EU) 2015/2120 of the European parliament and the council of 25 November 2015 on defining the measures related to access to the open internet, and amendments to the Directive 2002/22/EC on the universal service and the users' rights related to electronic communications networks and services, and the Regulation (EU) No 531/2012 on roaming in public mobile communications networks in the EU (OJ L no. 310 of 26 November 2015; hereinafter: Regulation).

² E.g. Recital 1 of the Regulation.

In order to exchange best practices and to ensure a uniform implementation of the Regulation, the Agency participates in BEREC's Open Internet Expert Working Group (BEREC Open Internet EWG). In 2024 the working group has been focusing its work on 3 sub-groups, namely Report on the ecosystem of IP hubs, Implementing the Regulation on open internet and the BEREC Guidelines on the implementation of the Regulation, and Collaboration in the development of a tool for measuring internet neutrality. The Agency has its representatives in all of them, actively participating at working group meetings, in the creation and coordination of new documents, and consequently also in shaping the European regulative policy.

2. REGULATORY FRAMEWORK

The Decree on the implementation of the Regulation (EU) laying down measures concerning open internet access and retail charges for regulated intra-EU communications (Official Gazette of the Republic of Slovenia no. 35/19) appoints the Agency as the body for implementing Regulation (EU) 2015/2120. In September 2022 the Electronic Communications Act (ZEKom-2, Official Gazette of the RS, no. 130/22 and 18/23 – ZDU-10), derogating the previously applicable Electronic Communications Act (ZEKom-1, Official Gazette of the RS, no. 109/12, 110/13, 40/14 – ZIN-B, 54/14 – Constitutional Court Decision, 81/15, 40/17, 189/21 – ZDU-1M). ZEKom-2 retained internet neutrality from ZEKom-1 (see Article 268 of ZEKom-2), while introducing some new obligations for service providers on ensuring transparency and publishing information (see Article 197 of ZEKom-2). Based on the Decree on the implementation of the Regulation (EU) 2015/2120 and taking into account the BEREC Guidelines on the Implementation of the Open Internet Regulation³ the Agency adopted in the start of 2023 the new General act on internet access services and related end user rights⁴ (hereinafter: General act), which has been in force since 3 May 2023.

³ "BEREC Guidelines on the Implementation by National Regulators of European Net Neutrality Rules", adopted on 30. 8. 2016 and amended on 11. 6. 2020 and 9 June 2022. The current version is available at: https://berec.europa.eu/eng/document_register/subject_matter/berec/regulatory_best_practices/guidelines/10280-berec-guidelines-on-the-implementation-of-the-open-internet-regulation.

⁴ Official Gazette of the RS, no. 28/2023 of 3 March 2023. The General act of 2023 has replaced the previous General act from 2019 (Official Gazette of RS, no. 54/2019). Both acts in their essential part detail the methodology for measuring the technical quality of internet access services, the procedures for establishing compliance with speed-related contractual provisions, rules on equal and non-discriminatory internet traffic treatment, and the rules on managing and limiting traffic in the scope of the internet access service.

3. STATE OF THE MARKET

3.1 CHANGES ON THE MARKET

During this period HORIZON TELECOM B.V., Next world telecommunications d.o.o., and RANIOT Technologies Oy were newly entered into the official register of operators. At the same time, the Agency received four applications for deletion from the register, from BSG Estonia OÜ, Obalni tehnološki sklad d.o.o., RUNE CIK d.o.o. and Zavod KTV NA JAMI, Ljubljana.

This period saw the continuation of the stark trend of broadband internet access end users migrating from copper and coaxial networks to fibre optics networks to the home (FTTH). FTTH connections already account for more than half of all broadband connections in Slovenia. The availability of mobile broadband internet also continues to increase – the number of active mobile access users exceeded 2.1 million, and the total amount of data transferred exceeded 100 million GB in each quarter.

3.2 CONNECTIVITY TO CONTENT PROVIDERS AND TO THE GLOBAL INTERNET

Slovenia has numerous network interconnections through local operators with other global Tier 1 internet providers that provide Slovenian users with access to content across the internet. Slovenian operators are interconnected either directly or they exchange internet traffic on the Slovenian Internet eXchange (SIX). They are also connected to international internet exchanges (IX). Additionally, they have private links to major content providers, such as Facebook, Google, Microsoft, Netflix, Akamai, Amazon and Apple, and some internet providers also with one another.

3.3 STATE OF NETWORK INFRASTRUCTURE

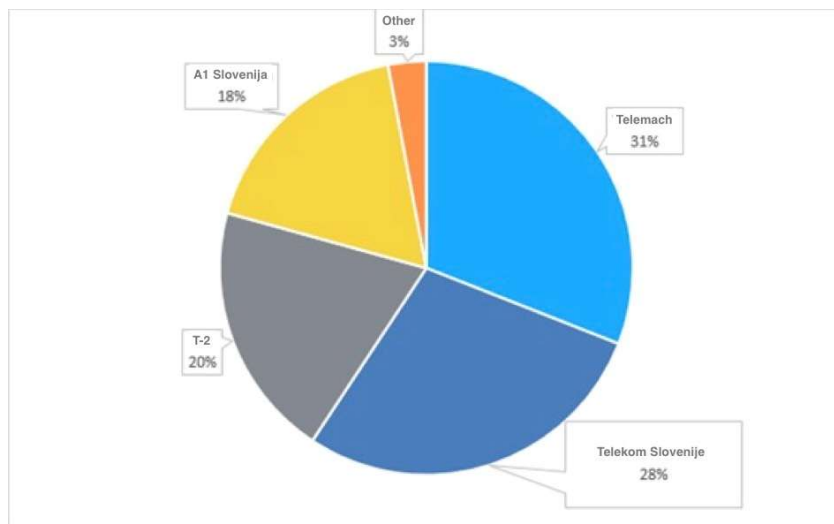
3.3.1 BROADBAND INTERNET ACCESS OVER FIXED NETWORKS

At the end of the first quarter of 2025, there were 41 operators providing broadband internet access services over fixed networks in Slovenia. In spite of high level of competitiveness in the market, the market shares of the largest providers have not changed significantly compared to previous periods, which indicates a relatively stable market structure.

Telemach recorded the highest market share again, controlling 30.97% of all fixed broadband internet access connections at the end of the first quarter of 2025. Telekom Slovenije was second with 28.33%, followed by T-2 with 20.00%. A1 Slovenija took fourth place with a market share of 17.74%. The total share of all other operators was 2.97%.

These data confirm that the four largest operators continue to dominate the major part of the market, with the dynamics among them reflecting a combination of long-term investment strategies and infrastructure coverage.

Figure 1 Market shares of fixed broadband internet access connections by operator



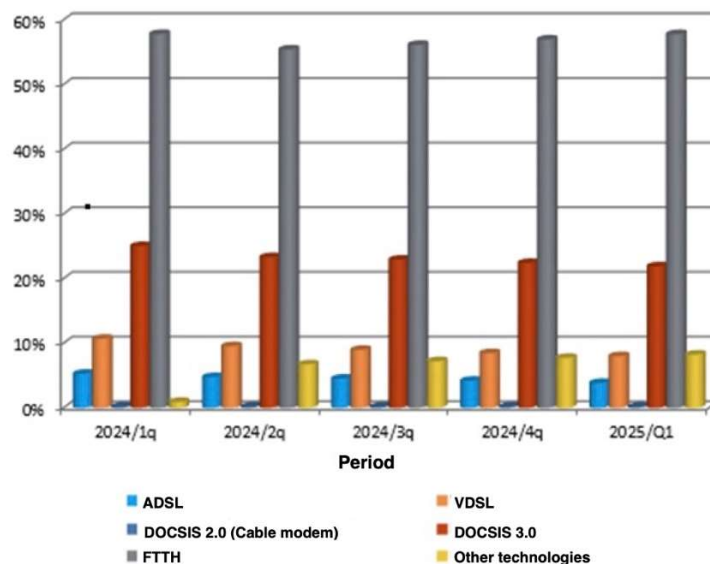
Source: AKOS, June 2025

In the first quarter of 2025, fibre optics network access technology (FTTH) represented the majority of fixed broadband internet access connections in Slovenia, specifically 57.80%. In spite of continued growth in the absolute number of FTTH connections, their share remains unchanged compared to the same period last year.

The share of connections based on older technologies, especially ADSL and VDSL (i.e. xDSL technologies), continues to decline; their combined share fell from 15.90% to 11.82% in one year. A similar trend is also noticeable for cable access via DOCSIS 3.0 technology, which recorded a decrease from 25.0% to 21.87% in the same period. These changes confirm the long-term transition of users to faster and more reliable technologies.

It is important to highlight the change in the structure of connections included under the category "other technologies". From the second quarter of 2024 onwards, due to alignment with the new European Commission methodology, this category also includes fixed mobile connections, including associated traffic and revenue. Consequently, their share in the total structure increased from 0.9% to 8.21% in one year, which significantly contributes to the apparent increase in "other technologies".

Figure 2: Trend of movements of fixed broadband technologies based on the number of broadband internet access connections



Source: AKOS, June 2025

In 2024, the overall household coverage with fixed broadband access in Slovenia remained high at 99.1%. Coverage in rural areas was also high, at 96.7%. Next-Generation Access (NGA) network coverage increased by 0.4 percentage points nationwide, reaching 92.3%, while in rural areas it was 75.5%, representing a growth of 1.7 percentage points compared to the previous year.

xDSL technology coverage slightly decreased. At the national level, it stood at 94.9%, which is 0.3 percentage points less than the year before. In rural areas, the decrease was slightly more marked, with coverage at 84.4%, 0.5 percentage points less than in the previous year.

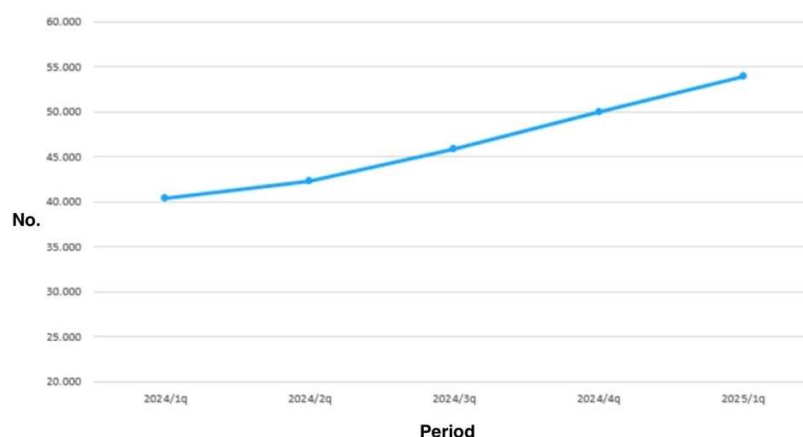
FTTP fibre optics network coverage continued to improve. Nationwide, it reached 79.6%, an annual growth of 1.1 percentage points. In rural areas, FTTP coverage was 58.6%, an increase of 1.8 percentage points.

As is evident from the chart below, which presents the trend in the number of FWBA connections⁵, the number of these connections via wireless networks has been steadily increasing for several consecutive quarters. Between the first quarter of 2024 and the first quarter of 2025, their total number increased by 25.2%, confirming their growing role in providing internet access in environments with limited availability of fixed infrastructure.

FWBA connections are currently provided by three operators: A1 Slovenija, which covers 70.0% of the market, Telekom Slovenije with 23.2%, and Telemach with a 6.8% market share. The dominance of one operator indicates the currently asymmetric distribution of supply, but the increasing total number of connections suggests the possibility for a gradual expansion of competitiveness in this segment as well.

Due to their technological nature, FWBA connections are particularly important for addressing gaps in broadband internet coverage, especially in rural areas and other areas where physical infrastructure enabling optical or cable access has not yet been built. Given these circumstances, a further increase in the number of FWBA connections is expected in the coming periods, which will continue to contribute significantly to meeting digital inclusion goals and reducing the digital divide.

Figure 3: The trend of movements of FWBA connections



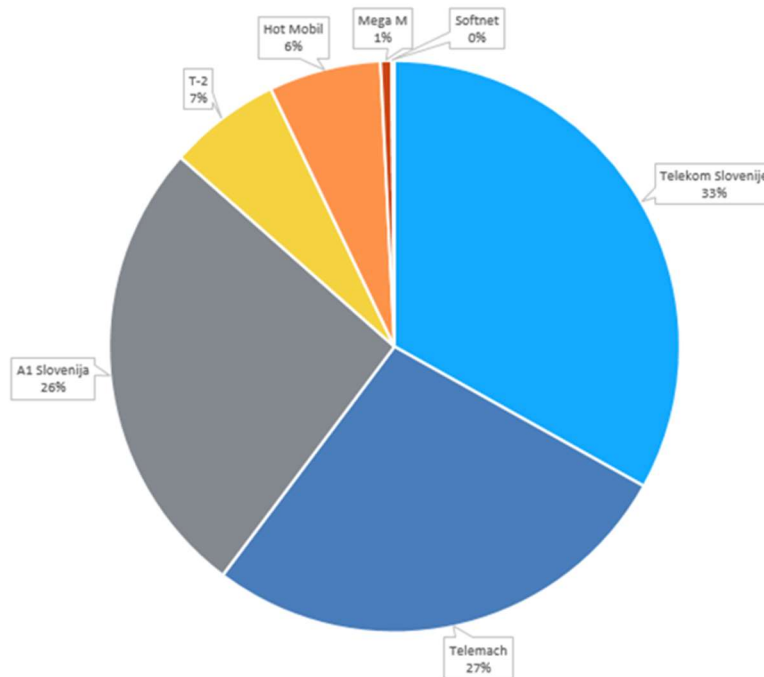
Source: AKOS, June 2025

⁵ FWBA access (Fixed Wireless Broadband Access) is broadband access to electronic communication services at a fixed location using wireless technologies.

3.3.2 BROADBAND ACCESS OVER MOBILE NETWORKS

At the end of the first quarter of 2025, there were 7 operators providing broadband internet access services over mobile networks in Slovenia. Telekom Slovenije had the largest market share of users, recording an annual growth of 1.60 percentage points to 33.11%. Conversely, the market share slightly of the three biggest operators decreased slightly: Telemach's by 0.75 percentage points to 27.16%, A1 Slovenija's by 0.42 percentage points to 26.25%, and T-2's by 0.05 percentage points to 6.35%. All other companies saw a slight increase in market share. Hot mobil's market share grew by 0.03 percentage points, reaching 6.35%, while Mega M and Softnet also recorded same level of growth, with– the former's market share increased to 0.61% and the latter's to 0.16%.

Figure 4: Market shares in mobile telephony by operator



Source: AKOS, June 2025

The table "Mobile technologies and share of data service users" shows the shares of users by generations of mobile networks (2G, 3G, 4G, and 5G) by operator through which they use mobile internet access services in Slovenia. The data refers to five consecutive quarters and provides insight into the dynamics of user migration to newer technologies.

At the end of the first quarter of 2025, most users still used 4G networks, although the share of these users is decreasing. Compared to the first quarter of 2024, the share of 4G network

users decreased by 8.03 percentage points, from 64.05% to 53.26%. This trend coincides with the growth in the use of fifth-generation (5G) networks, which gained 10.14 percentage points in the same period, meaning that 41.31% of users now use them. This continues the expected generational replacement of networks.

Third-generation (3G) networks are being phased out rapidly. Telekom Slovenije discontinued 3G network services by 30 September 2022, and A1 Slovenija by 30 June 2023. Consequently, the share of 3G network users has gradually decreased over the last year, reaching only 1.14% at the end of the first quarter of 2025.

The use of 2G networks is decreasing more slowly and remains in use for certain users, primarily due to specific devices or locations where newer technologies are not yet fully available. The share of 2G users in the observed period decreased from 5.11% to 4.29%.

A look at individual operators shows that all four largest operators are seeing users migrate from 4G to 5G, with Telekom Slovenije and Telemach recording the highest share of 5G network users (14.69% and 13.75%, respectively), followed by A1 Slovenija (11.62%) and T-2 (1.25%). This confirms that operators are investing in network upgrades and encouraging users to switch to newer technologies, which will be crucial in the future for achieving higher speeds, lower latencies, and greater network capacities needed for digital transformation and support for advanced services.

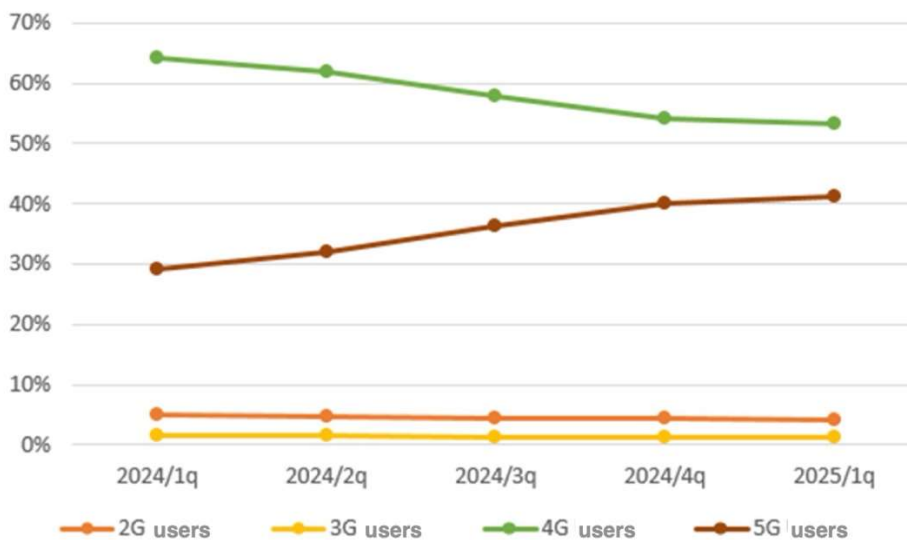
Table 1: Mobile technologies and share of data service users

	2023/1q	2023/2q	2023/3q	2023/4q	2024/1q
2G	5.41%	5.11%	5.22%	5.85%	5.13%
A1 Slovenija	1.61%	1.50%	1.48%	2.01%	1.89%
Softnet	0.02%	0.02%	0.02%	0.02%	0.02%
Telekom Slovenije	3.77%	3.58%	3.36%	3.26%	2.57%
Telemach	0.02%	0.01%	0.37%	0.56%	0.64%
3G	4.14%	3.71%	2.72%	1.93%	1.67%
A1 Slovenija	1.44%	1.22%	0.77%	0.16%	0.12%
T-2	0.14%	0.15%	0.15%	0.14%	0.14%
Telekom Slovenije	0.00%	0.00%	0.00%	0.00%	0.00%
Telemach	2.57%	2.34%	1.81%	1.62%	1.40%
4G	71.95%	68.39%	66.75%	65.84%	63.92%
A1 Slovenija	19.37%	18.67%	18.04%	17.37%	16.79%
HoT mobil	5.89%	5.95%	6.15%	6.05%	6.08%
Mega M	0.51%	0.51%	0.52%	0.55%	0.56%
Softnet	0.12%	0.12%	0.12%	0.13%	0.13%

T-2	6.09%	6.08%	6.07%	6.12%	6.07%
Telekom Slovenije	20.80%	19.93%	19.13%	19.46%	18.55%
Telemach	19.16%	17.12%	16.71%	16.16%	15.74%
5G	18.50%	22.80%	25.31%	26.38%	29.29%
A1 Slovenija	6.24%	6.93%	7.62%	8.24%	8.76%
T-2	0.00%	0.07%	0.10%	0.16%	0.23%
Telekom Slovenije	7.38%	8.40%	9.35%	9.30%	11.02%
Telemach	4.89%	7.40%	8.24%	8.68%	9.28%

Source: AKOS, June 2025

Figure 5: Percentage of mobile broadband internet access users by technology:

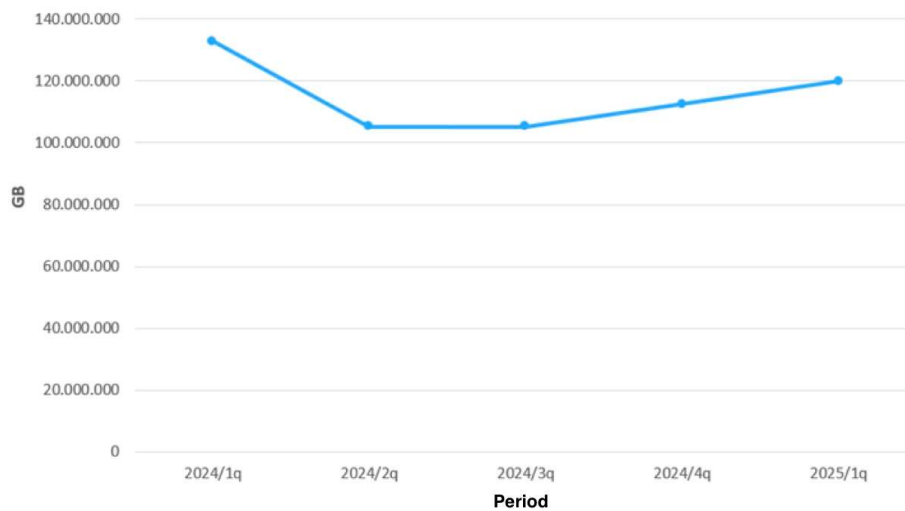


Source: AKOS, June 2025

In 2024, 5G broadband access coverage for households across Slovenia reached 96.7%, indicating a high level of development for this new generation of mobile networks. In rural areas, 5G coverage also expanded significantly, reaching 87.6%.

In the second quarter of 2024, we recorded a temporary drop in recorded mobile broadband data traffic due to the transition to a new data collection methodology following European Commission guidelines. Despite this methodological change, subsequent data reconfirm the trend of constant traffic growth, which points to increasing use of mobile broadband services.

Figure 6: Trend of changes in mobile broadband access traffic



Source: AKOS, June 2025

The Agency received the data on base stations and the data on the total number of all radio cells by technology from A1 Slovenija, d. d., Telekom Slovenije, d. d., Telemach, d. o. o., and T-2, d. o. o., and it is listed in the table below.

Table 2: Number of base station sites (excluding indoor locations)

Number of own external base station sites by technology					
Operator	Total	GSM	UMTS	LTE	NR
A1 Slovenija	1156	1152		1152	670
Telekom Slovenije	1353	1336		1346	651
Telemach	1148	1146	1147	1146	163
T-2	146		146	146	12

Source: AKOS, data for the month of January 2025

Based on the analysis of the obtained data and by using specialized tools, the Agency calculated how mobile operators cover the territory and the population of the Republic of Slovenia with their own networks by individual technology. In areas where operators do not have their own networks, they lease infrastructure capacities from other operators. The estimates of the coverage of the territory of RS and population by operator and by technology are presented in the tables below.

Table 3: Coverage of territory of RS with own network

Type of network	Telekom Slovenije	A1 Slovenija	Telemach	T-2
LTE	97.45%	93.65%	93.6%	19.55%
UMTS ⁶	/	/	96.5%	26.7%
GSM	98.92%	98.22%	97.68%	/

Source: AKOS, data for the month of January 2025

Table 4: Population coverage with own network

Type of network	Telekom Slovenije	A1 Slovenija	Telemach	T-2
LTE	> 99%	> 99%	> 99%	56.54%
UMTS	/	/	> 99%	60.91%
GSM	> 99%	> 99%	> 99%	/

Source: AKOS, data for the month of January 2025

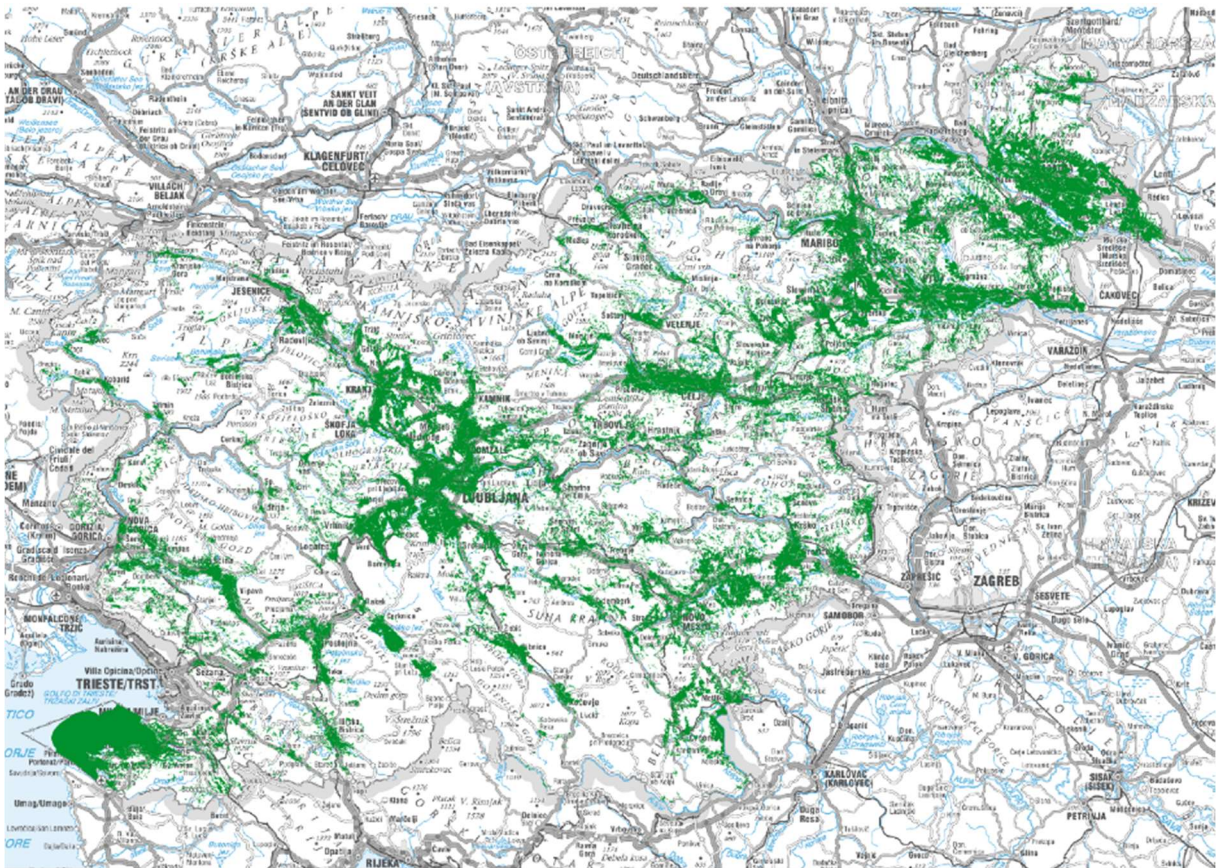
In the first half of 2021 the Agency completed the public tender with a public auction for awarding radio frequencies in the 700 MHz, 1500 MHz, 2100 MHz, 2300 MHz, 2600 MHz, 3600 MHz and 26 GHz frequency bands by issuing the decisions on awarding radio frequencies. All three holders of radio frequencies in the 700 MHz and 3600 MHz⁷ bands (A1 Slovenija, Telekom Slovenije and Telemach) have already launched 5G services for end users on them. T-2 also began providing 5G services to end users in Ljubljana municipality and in Kranj in the 2300 MHz band.

Approximate 5G/NR coverage that supports high-speed data service by operators are shown in the coverage maps below:

⁶ A1 Slovenija and Telekom Slovenije have already switched off their UMTS networks.

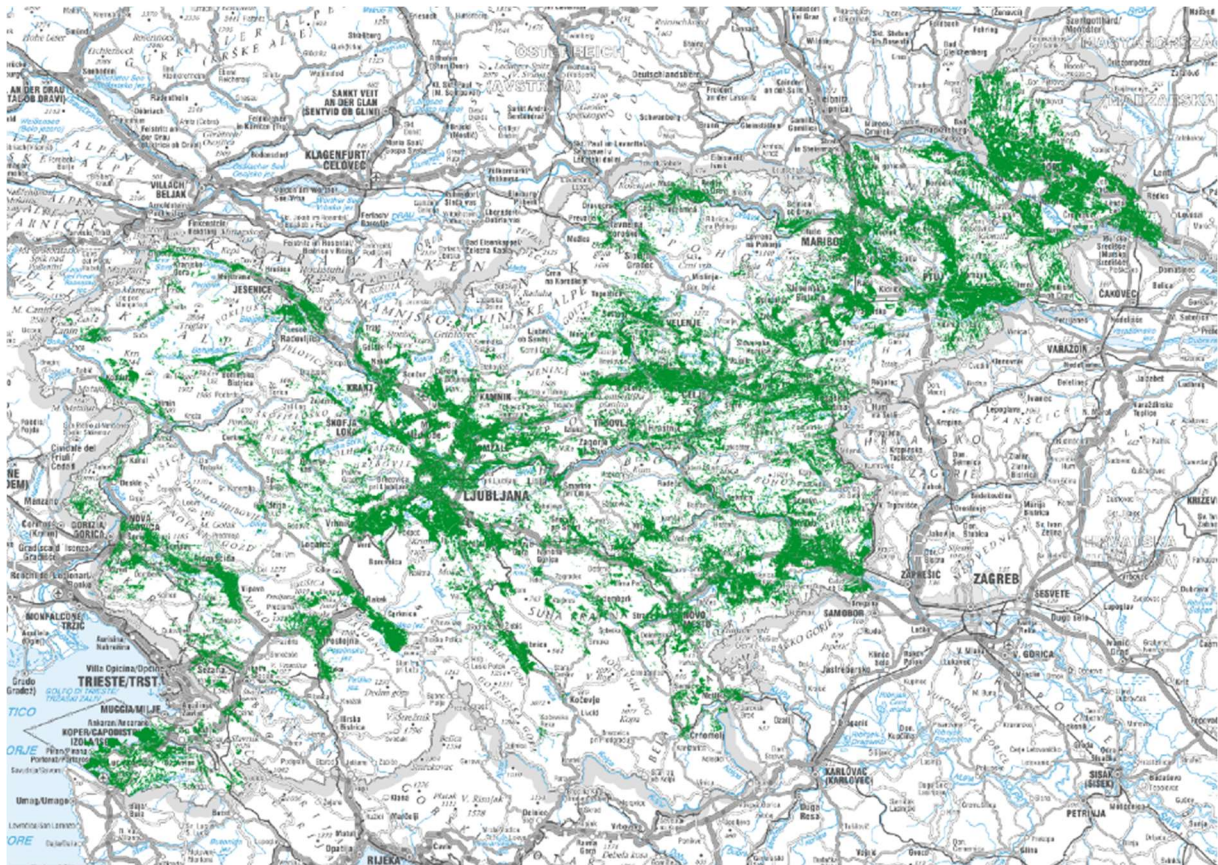
⁷ These are priority frequency bands.

Figure 7: Population coverage of RS with 5G network for A1 Slovenija



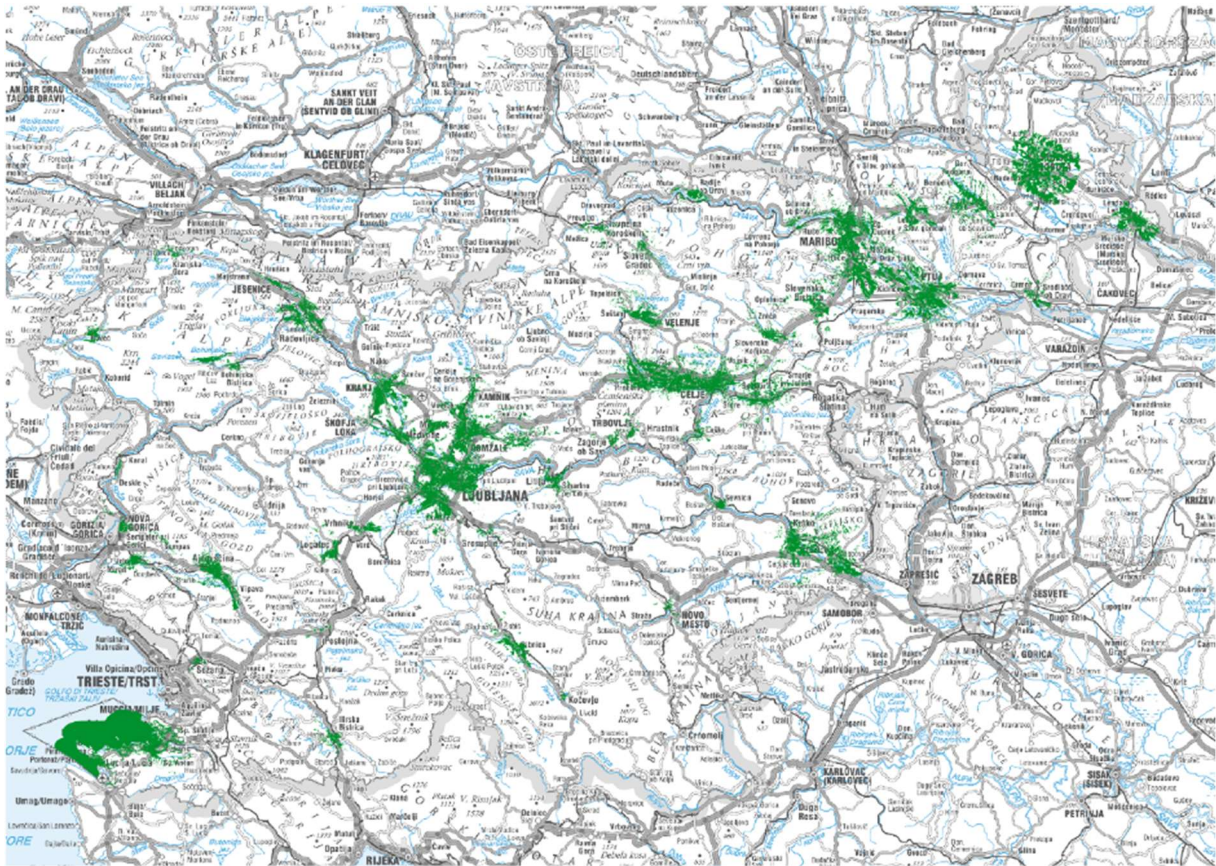
Source: AKOS, data for the month of January 2025

Figure 8: Population coverage of RS with 5G network for Telekom Slovenije



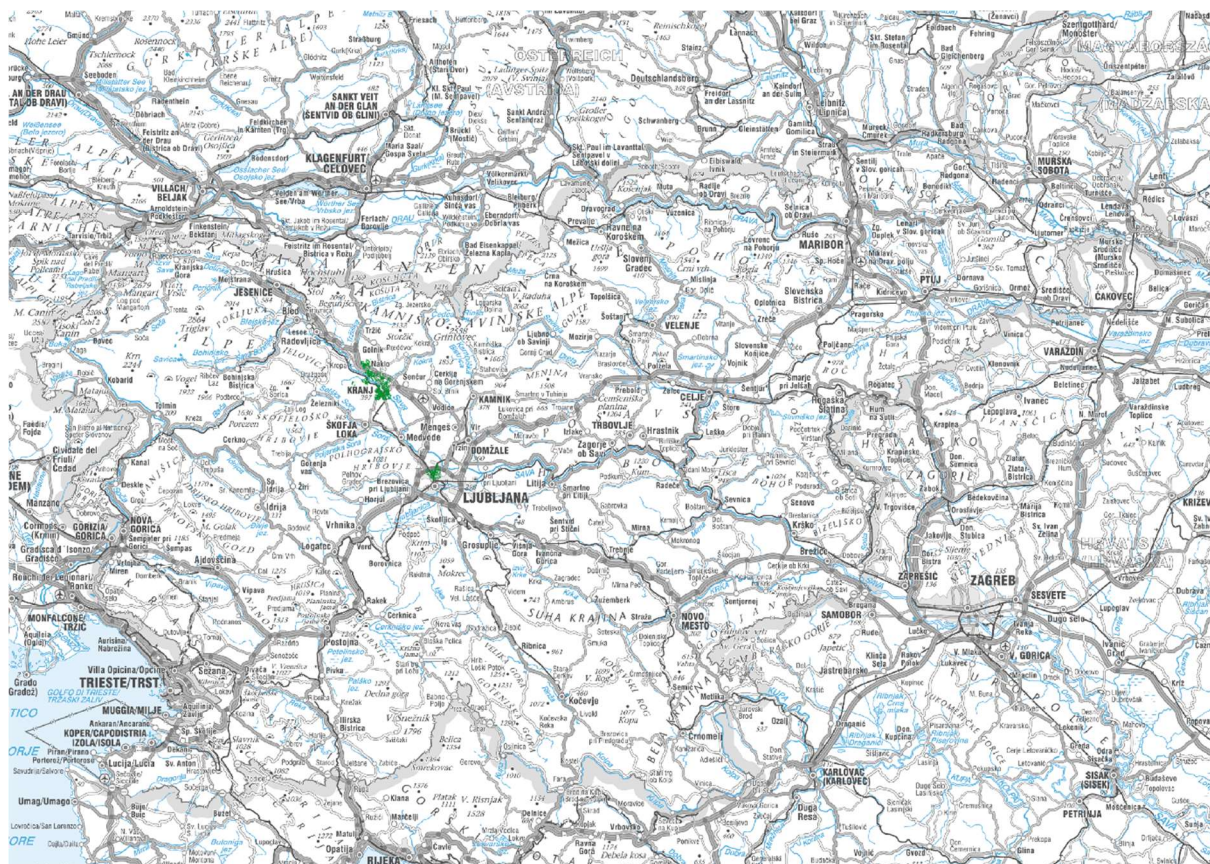
Source: AKOS, data for the month of January 2025

Figure 9: Population coverage of RS with 5G network for Telemach



Source: AKOS, data for the month of January 2025

Figure 10: Population coverage of RS with 5G network for T-2



Source: AKOS, data for the month of January 2025

4. SAFEGUARDING ACCESS TO THE OPEN INTERNET

4.1 TRAFFIC MANAGEMENT AND TRAFFIC MANAGEMETN IN RELATION TO RUSSIA'S OPERATIONS IN THE UKRAINE

Based on Article 3(3)(a) of the Regulation, service providers may implement traffic management measures only if this is necessary and only for the duration required for compliance with the European Union's legislative acts, or national legislation that complies with Union law, to which the provider of internet access services is subject, or with measures that comply with Union law giving effect to such Union legislative acts or national legislation, including with orders by courts or public authorities vested with relevant powers. The European Union adopted the Council Regulation (EU) 833/2014 of 31 July 2014 concerning restrictive measures in view of Russia's actions destabilising the situation in Ukraine, (hereinafter: Regulation (EU) No 833/2014). With the Council Regulation (EU) 2022/350 on amending the Regulation (EU) 833/2014 concerning restrictive measures in view of Russia's actions destabilising the situation in Ukraine (hereinafter: Regulation (EU) 2022/350) the Regulation (EU) now includes Article 2f, which in essence prohibits operators to broadcast or to enable, facilitate or otherwise contribute to broadcast, any content by the legal persons, entities or bodies listed in Annex XV, including through transmission or distribution by any means such as cable, satellite, IP-TV, internet service providers, internet video-sharing platforms or applications, whether new or pre-installed.

This Annex has been updated several times in 2022, 2023, 2024 and 2025, most recently on 24 May 2025 when the Appendix XV adding the following entities: EADaily (Eurasia Daily), Fondsk, Lenta, NewsFront, RuBaltic, SouthFront, Strategic Culture Foundation, Krasnaya Zvezda/Tvzvezda. The Agency informs service providers of every update to the quoted regulation or its appendices, and shall continue to carefully monitor this field, and shall continue to strive to ensure that operators on the Slovenian market remain compliant.

Based on the analysis carried out, the Agency established that the situation regarding port blocking in fixed access has not changed significantly from that described three years ago in the national report on the open internet for the period from 1 May 2021 to 30 April 2022. Operators continue to block the same ports as in the past. Most of the big operators on the fixed network limits internet-bound traffic on port 25, NetBIOS and SMB services (ports 135-139 and 445), and for residential users with a dynamic IP they also block traffic bound for port 53 (DNS services). On the fixed networks some providers are also limiting traffic on ports 19 and 161/162, however, this does not apply to users with static IP addresses.

4.2 SPECIALISED SERVICES

Typical cases that BEREC also classifies among specialised services include voice over LTE (VoLTE) and fixed networks (VoIP), and linear television services (IPTV) with specific QoS parameters. In the market for specialized mobile network services VoLTE is becoming increasingly popular. It is expected that in the future other specialized services will also be available on 5G networks. On the fixed network side, operators offer several different specialized services, namely IPTV, VoIP, and VoD. All major providers also offer OTT television services and other additional services.

5. MEASURES RELATED TO TRANSPARENCY FOR ENSURING ACCESS TO THE OPEN INTERNET

In 2023 the Agency adopted the General act on internet access services and related end user rights (Official Gazette of the Republic of Slovenia, no. 28/2023, hereinafter: General act on internet access services). It introduces new requirements related to minimum data speeds, especially in relation to the energy saving network operation mode, and ensuring at least one public dynamic IPv4 address. In 2023 the Agency also adopted the General act on transparency and information publication (Official Gazette of the RS, no. 130/22 – ZDU-10). Both of these general acts contribute to improved transparency for ensuring access to the open internet.

The Regulation in Article 3(1) lays down the rights of users when accessing the open internet, and in Articles 3(2) and 3(3) the related obligations of providers. The Agency oversees the adherence to these obligations by obtaining freely available information published by the service providers (reviewing the providers' websites and general terms and conditions), information on services provided by the service, analysing end users' complaints and requests for supervision procedures, and by performing network capacity and quality measurements.

During this period the Agency handled 38 disputes related to significant constant or recurring discrepancies between the contractual and actual speeds. Of the total number of disputes lodged with the Agency, these represent less than 6,3%. In two cases decisions had to be issued, while the Agency dismissed 10 submissions (due to various procedural reasons, e.g., incomplete submission, non-compliance with deadlines). The Agency is still processing 4 cases, and in the remaining cases, the procedure was terminated, most often due to an amicable settlement between the operator and the customer (22 disputes).

6. SUPERVISION AND EXECUTIVE MEASURES

In accordance with paragraph one of Article 5 of the Regulation, the Agency closely monitors and ensures compliance with Articles 3 and 4, and promotes the continued availability of non-discriminatory internet access services at levels of quality that reflect advances in technology. In the period from 1 May 2024 to 30 April 2025, the Agency did not detect any irregularities by operators related to open internet during its supervisory procedures.

6.1 THE AKOS TEST NET MEASUREMENT TOOL

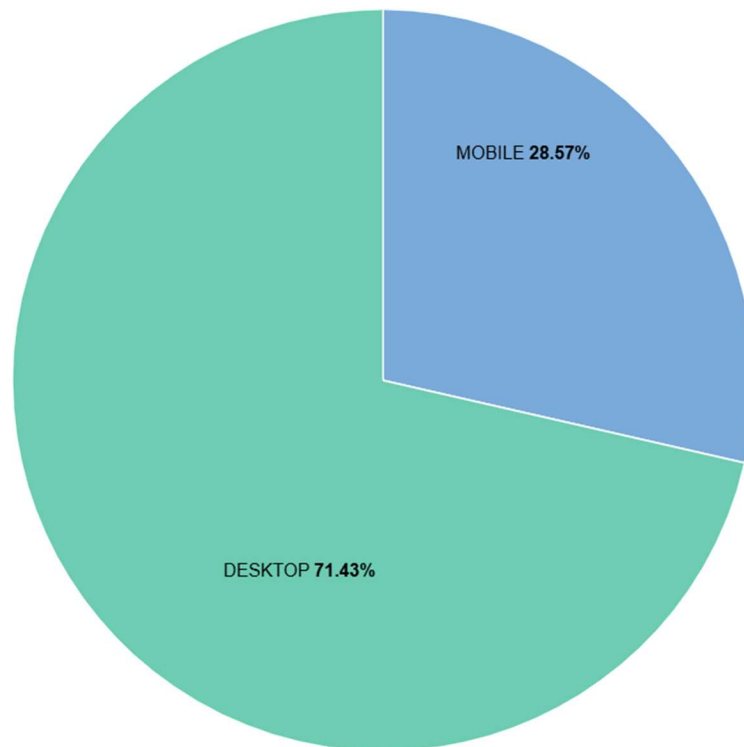
The Agency developed AKOS Test Net – its own tool for measuring speeds and the quality of broadband networks on fixed and wireless networks. It measures various parameters, such as speed of data transfer, latency in transfer, availability of network services, etc. The Agency constantly ensures that the AKOS Test Net measurement tool operates without interruptions.

In the period under review, major software upgrades were implemented, and the software is now based on the Austrian regulator RTR's software. The measuring and control servers were upgraded or replaced. New mobile (Android and iOS) and desktop apps (for Windows, Linux, and MacOS) were released. This completed the upgrade and update of the entire AKOS Test Net measurement tool.

In the second half of 2024 and the first half of 2025, the AKOS Test Net tool was used to perform 1,671,407 measurements, which is 8% more than in the same period last year. Of these, 57,780 end-users performed 272,965 measurements, while the remaining measurements were performed automatically by the Agency during tests.

Of the 272,965 end-user measurements, 191,512 were performed via a web browser, 39,493 using the app on WiFi networks, and 41,960 using the app on mobile networks.

Figure 11: Measurements made on mobile phones and (desktop) computers



Source: AKOS, June 2025

191,512 measurements were taken on fixed connections connected through a LAN connection. Among the web browsers used for taking the measurements on fixed connections, Google Chrome is prevalent (117,810 measurements), followed by Mozilla Firefox (40,839 measurements), Microsoft Edge (22,981), Apple Safari (7,753) and other browsers.

Among the mobile phone operating systems that were used to take the measurements, the Android apps is dominant with 75.63% of measurements, while 24.31% of measurements were taken using phones powered by Apple's iOS operating system.

Figure 12 Measurements conducted by mobile phone operating system

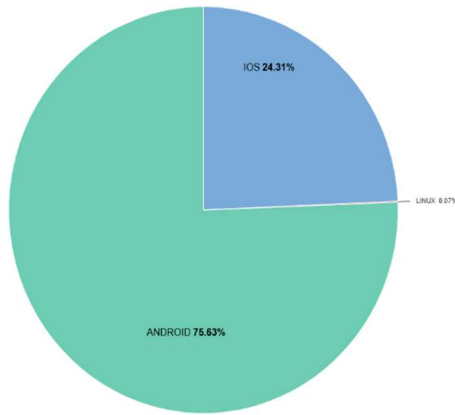
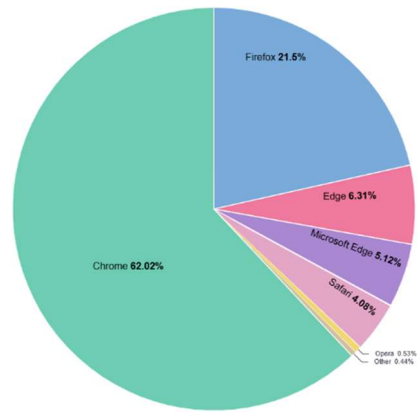


Figure 13: Measurements conducted by browser



Source: AKOS, June 2025

Figure 14: Measurement conducted in fixed networks by operator

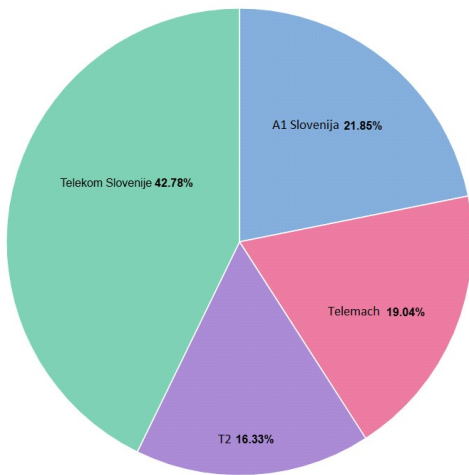
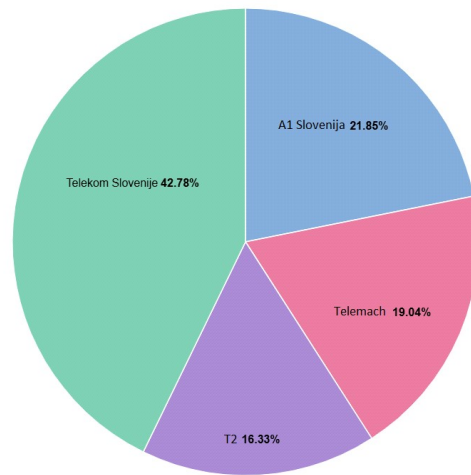


Figure 15: Measurement conducted in mobile networks by operator



Source: AKOS, June 2025